

# GN 134.7 Two-way connecting clamps

with locking device, aluminium



- 1
- 2
- 3
- 4
- 5
- 6
- 7
- 8
- 9
- 10
- 11
- 12
- 13
- 14
- 15
- 16
- 17
- 18

## MATERIAL

Aluminium, epoxy resin coating, RAL 9005 black colour.  
AISI 304 stainless steel screws and nuts.

## STANDARD EXECUTIONS

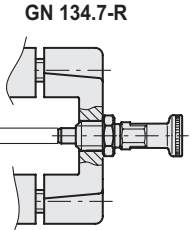
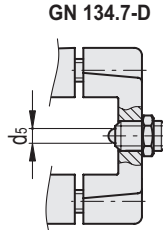
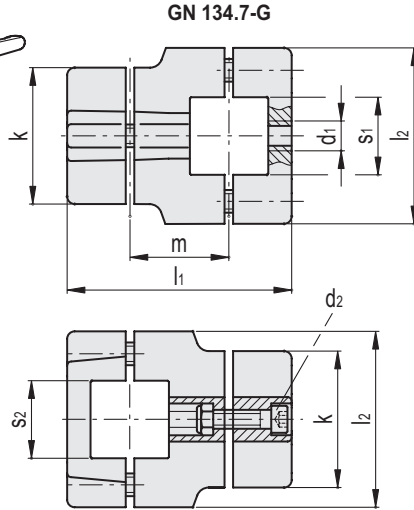
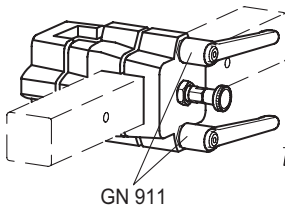
- **GN 134.7-G**: with threaded hole.
- **GN 134.7-D**: with ball spring plunger GN 615.9 (execution KN), AISI 303 stainless steel.
- **GN 134.7-R**: with spring positioning plunger and stop in retracted position GN 717-NI (execution CK), AISI 303 stainless steel.  
AISI 303 stainless steel locking nut.

## FEATURES AND APPLICATIONS

The assembly hole of GN 134.7 connecting clamps allows an excellent match with tubes GN 990 (see page 1778).  
The clamping screws d2 may be replaced by clamping kits GN 911 (see page 1782).

## SPECIAL EXECUTIONS ON REQUEST

GN 990: square connecting tubes in special execution with locking holes.



Conversion Table	
1 mm = 0.039 inch	
s1 / s2	
mm	inch
25	0.98
30	1.18
40	1.57
50	1.97

**METRIC**

## GN 134.7-G

Code	Description	s1	s2	d1	d2	k	l1	l2	m	d2 Clamping kit	⚖
GN.44453	GN 134.7-V25-V25-G-SW	25x25	25x25	M8	M8	50	79.5	68	33.5	GN 911-M8-35	317
GN.44459	GN 134.7-V30-V30-G-SW	30x30	30x30	M8	M8	50	79.5	68	33.5	GN 911-M8-35	288
GN.44465	GN 134.7-V40-V40-G-SW	40x40	40x40	M12	M10	76	125	98	55	GN 911-M10-63	1033
GN.44471	GN 134.7-V50-V50-G-SW	50x50	50x50	M12	M10	76	125	98	55	GN 911-M10-63	888

## GN 134.7-D

Code	Description	s1	s2	d1	d2	d5	k	l1	l2	m	d2 Clamping kit	⚖
GN.44451	GN 134.7-V25-V25-D-SW	25x25	25x25	M8	M8	3.5	50	79.5	68	33.5	GN 911-M8-35	407
GN.44457	GN 134.7-V30-V30-D-SW	30x30	30x30	M8	M8	3.5	50	79.5	68	33.5	GN 911-M8-35	295
GN.44463	GN 134.7-V40-V40-D-SW	40x40	40x40	M12	M10	6.5	76	125	98	55	GN 911-M10-63	1055
GN.44469	GN 134.7-V50-V50-D-SW	50x50	50x50	M12	M10	6.5	76	125	98	55	GN 911-M10-63	909

## GN 134.7-R

Code	Description	s1	s2	d1	d2	d4 Plunger +0.05 Hole +0.03 +0.08	k	l1	l2	m	d2 Clamping kit	⚖
GN.44455	GN 134.7-V25-V25-R-SW	25x25	25x25	M8	M8	5	50	79.5	68	33.5	GN 911-M8-35	317
GN.44461	GN 134.7-V30-V30-R-SW	30x30	30x30	M8	M8	5	50	79.5	68	33.5	GN 911-M8-35	301
GN.44467	GN 134.7-V40-V40-R-SW	40x40	40x40	M12	M10	8	76	125	98	55	GN 911-M10-63	1073
GN.44473	GN 134.7-V50-V50-R-SW	50x50	50x50	M12	M10	8	76	125	98	55	GN 911-M10-63	928

Connecting clamps